

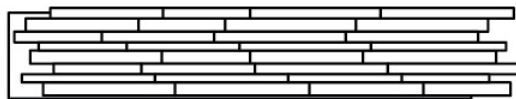


- All Natural Wood
- Hand-Sanded & Hand-Stained
- Plantation Pine Backer

Rowlock Plus wood panels have been constructed from all natural wood materials. Each raw wood piece has been hand-sanded and hand-stained to preserve the undressed elegance of the wood species. Plantation pine backer not only adds to the sustainability but also the durability of each panel. Undulations in the profile display rough-hewn wood characteristics.

ROWLOCK PLUS Series

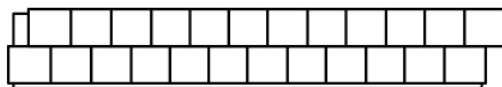
Construction **Linear**
 Approx. Dimensions **53" x 9.5"**
 Approx. SQ FT/CTN **18.8 SF**



Packaging info

SQ FT/CTN 18.8 SQ FT
CTNS/PLT 48 CTNS
SQ FT/PLT 902.94 SQ FT
WEIGHT/CTN 32 LBS

Construction **Square**
 Approx. Dimensions **50.5" x 8.5"**
 Approx. SQ FT/CTN **15.5 SF**



WARNING: NOT TO BE INSTALLED NEAR OPEN FLAMES OR EXCESSIVE HEAT SOURCES.


Panel A **Panel B**



*Please refer to the installation guidelines for details of how to install the system. Profile heights may vary due to the natural characteristics of the wood.




POWDERHORN (HICKORY)
PLUS-RL-LH001-S




ARAPAHOE (HICKORY)
PLUS-RL-LH002-S



WOLF CREEK (HICKORY)
PLUS-RL-LH004-S



ASPEN (ACACIA)
PLUS-RL-LA006-S



BRECKENRIDGE (WALNUT)
PLUS-RL-LW007-S



COPPER MOUNTAIN (WALNUT)
PLUS-RL-LW011-S



SNOW MASS (OAK)
PLUS-RL-WL0012-S



WINTER PARK (OAK)
PLUS-RL-WL0013-S



DURANGO (OAK)
PLUS-RL-WL0014-S



KENDALL (OAK)
PLUS-RL-WL0015-S



LOVELAND (OAK)
PLUS-RL-WL0016-S



KEYSTONE (HICKORY)
PLUS-RL-DH008-S



SILVERTON (HICKORY)
PLUS-RL-DH009-S



SOLVISTA (OAK)
PLUS-RL-DO017-S



* Patent Pending

Johnson.hardwood®
www.johnsonhardwood.com

*Product pictures only show a small portion of the wall panel, and may not represent the true color of the product. Please refer to the Johnson Hardwood website for more product photos.